


Affilella S

The new professional sharpener for
hairdressers scissors and clipper cutting heads.



AFFILELLA by MVM

Via del Progresso, 14
42015 Correggio
(Reggio Emilia) Italy)



+39 0522 632 266



info@affilella.com



Affilella S

The new professional sharpener for hairdressers scissors and clipper cutting heads.

Affilella S is the new sharpening machine for hairdressing scissors and cutting heads for electric and manual clippers.

Convenient, fast and safe.

Easy to use and very versatile, it will allow you to save on the sharpening of your work tools.

Affilella S consists of a painted steel body, which contains the electrical and mechanical transmission unit for an aluminium upper rotating circular table.

The rotating table is coated with an adhesive circular cloth which is then impregnated with diamond abrasive paste for the resharpener of the scissors, or with an adhesive circular abrasive cloth for the resharpener of cutting heads. The coatings are interchangeable and can also be purchased as spare parts.

The angled scissor blade guide supplied has a sharpening angle of 40°, but other angles are available upon request.

The cutter head holding system is an optional accessory upon request not included in the standard Affilella S machine accessories.

Affilella S

The new professional sharpener for
hairdressers scissors and clipper cutting heads.

CH. 1 - PRELIMINARY PHASE

CH. 2 - HOW TO SHARPEN SCISSORS

CH. 3 - HOW TO SHARPEN CUTTING HEADS FOR RAZORS

CH. 4 - UPKEEPING

Affilella S

The new professional sharpener for hairdressers scissors and clipper cutting heads.

CH. 1 PRELIMINARY PHASE


Affilella S

The new professional sharpener for hairdressers scissors and clipper cutting heads.

It's recommended to wear protective gloves.




Place the aluminum rotating table and secure it with a M4X22 screw.



Coat the table with the adhesive cloth.

Affilella S

The new professional sharpener for hairdressers scissors and clipper cutting heads.



Secure the angled reference block (40°) in the proper support with the M4X12 screws.



Connect the machine power plug to the power source.

Affilella S


The new professional sharpener for
hairdressers scissors and clipper cutting
heads.

CH. 2


HOW TO SHARPEN SCISSORS

Affilella S

The new professional sharpener for hairdressers scissors and clipper cutting heads.



Spread the paste on the cloth.




Dampen the cloth with alcohol to spread the diamond abrasive paste and manually spread the paste on the cloth.

Affilella S

The new professional sharpener for hairdressers scissors and clipper cutting heads.



Turn the machine on.



Place the inner blade of the scissors on the reference block angled at 40° , lean the blade slightly against the cloth and move the blade forwards and backwards slowly.


Affilella S

The new professional sharpener for hairdressers scissors and clipper cutting heads.



Pull the scissors out and repeat the same procedure with the other blade in the same way.

Repeat the procedure until the desired result is achieved.



Clean the scissors with a cloth to remove the excess of paste.

Affilella S

The new professional sharpener for
hairdressers scissors and clipper cutting
heads.

CH. 3

HOW TO SHARPEN CUTTING HEADS FOR RAZORS

Affilella S

The new professional sharpener for hairdressers scissors and clipper cutting heads.




Place the adhesive abrasive disc carefully, ensuring that it perfectly adheres .




Mount the cutting head on the manual support holder.

Affilella S

The new professional sharpener for hairdressers scissors and clipper cutting heads.



Turn the machine on.



Manually bring the cutting head into contact with the rotating abrasive disc and press lightly.

Repeat the procedure until the desired result is achieved.

Affilella S

The new professional sharpener for hairdressers scissors and clipper cutting heads.




Remove the cutting head from the machine and switch it off.



Remove the abrasive disk from the table.

Affilella S

The new professional sharpener for hairdressers scissors and clipper cutting heads.




Place the adhesive cloth with the diamond paste.



Turn the machine on.

Affilella S

The new professional sharpener for hairdressers scissors and clipper cutting heads.



Manually bring the cutting head into contact with the rotating abrasive disc and press lightly.

Repeat the procedure until the desired result is achieved.



Remove the cutting head from the machine and switch it off.

Affilella S

The new professional sharpener for
hairdressers scissors and clipper cutting
heads.

CH. 4 WARTUNG

Affilella S

The new professional sharpener for hairdressers scissors and clipper cutting heads.



Remove the adhesive cloth from the table.



Remove the adhesive disc from the table.

Affilella S

The new professional sharpener for
hairdressers scissors and clipper cutting heads.

www.affilella.com/en



AFFILELLA by MVM

Via del Progresso, 14
42015 Correggio
(Reggio Emilia) Italy)



+39 0522 632 266



info@affilella.com

